

ARIAD

ASSET MANAGEMENT

ARIAD Patent Equity Strategy Profit from Intellectual Property



Background & the Strategy

Put the future in your portfolio – today

PATENT LICENSE AGREEMENT

This patent license agreement (hereinafter referred to as the "AGREEMENT"), is made and entered into by and between :

..... a corporation existing and organized under the laws of
..... its principal place of business

..... is an actual or potential smart card competitor of LICENSOR
..... and on behalf of its AFFILIATED

Intellectual Property as Indicator

What do these 39 companies have in **common**?



1. Takeover candidates



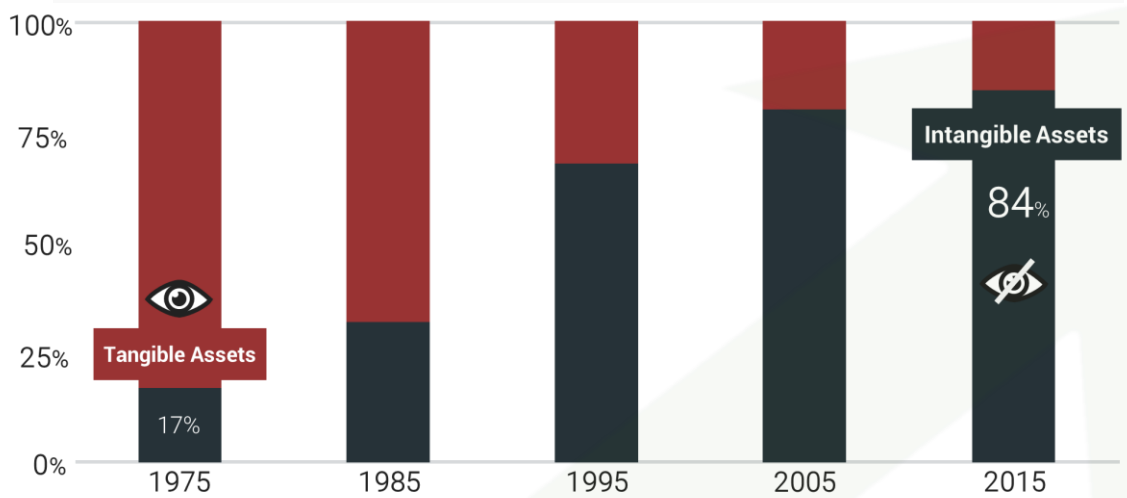
2. Technological sector leaders
Leadership protected by **patents**



3. In our portfolio before takeover

Intellectual Property is highly relevant

Share of Market Capitalisation (companies of the S&P500)

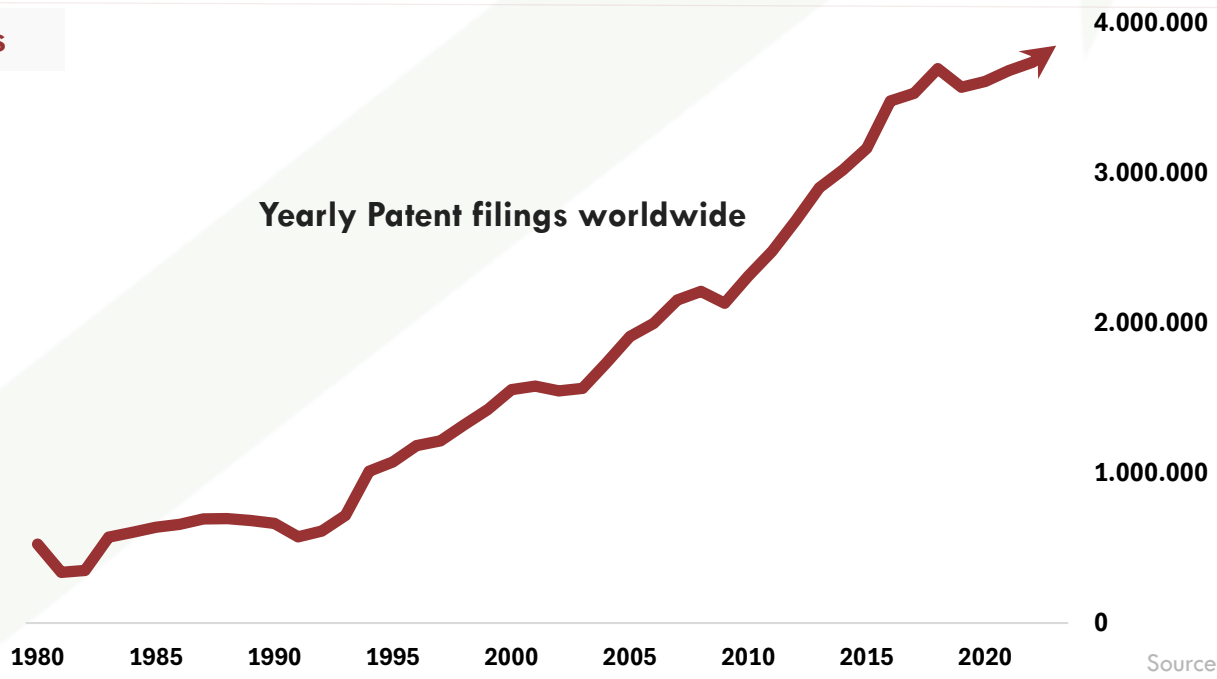


Quelle: Ocean Tomo

Top-Innovators



Yearly Patent filings worldwide



Source: WIPO

Reasons for the growing relevance

1. Complex products

... based on many patents.

2. Emerging economies

... in eastern Asia are seeking industrial property rights.

3. Patent infringement suits

... in recent years ensure a more effective use of industrial property rights.

4. Licensing income

... is becoming increasingly important.

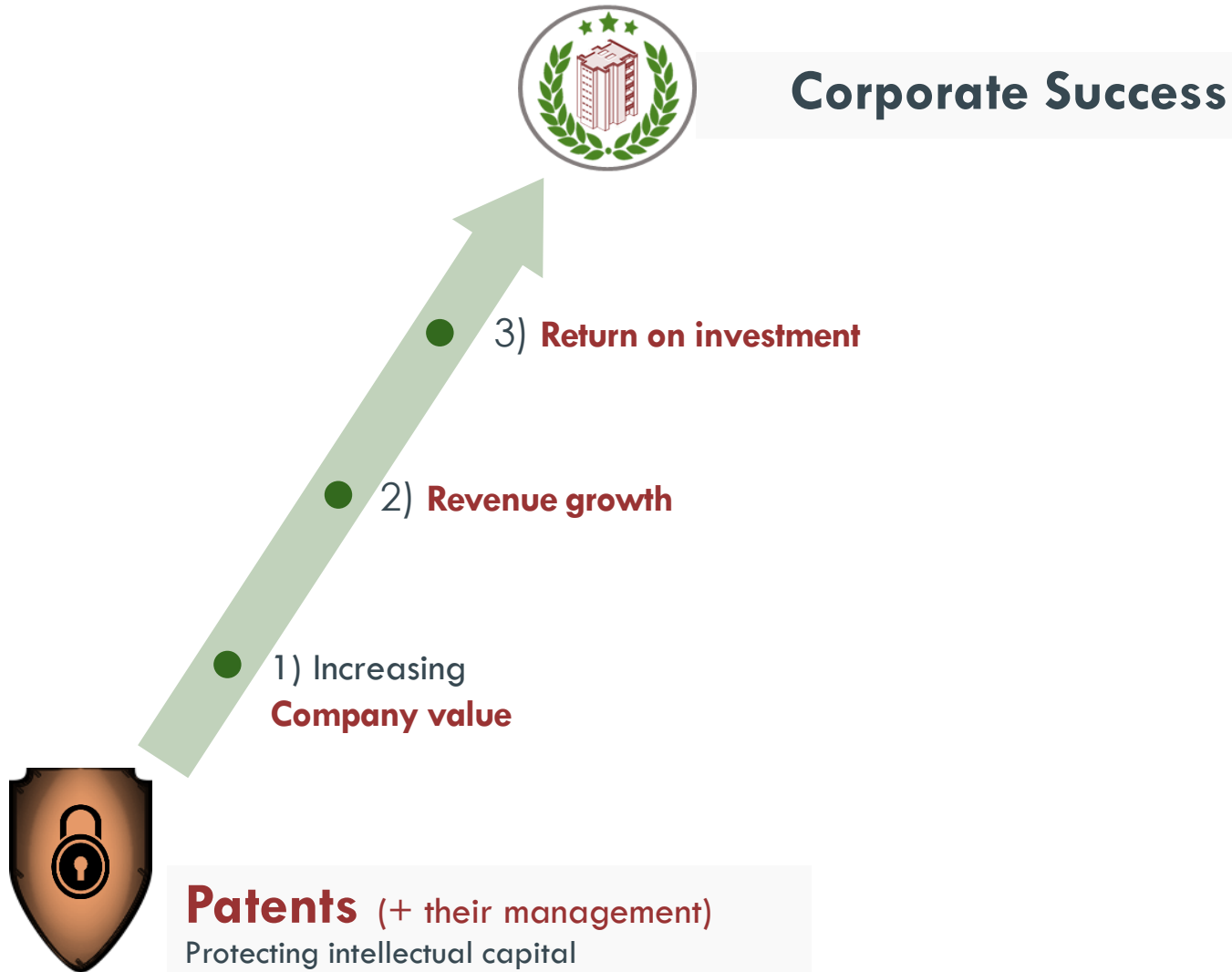
Company IBM:

- 1990: USD 30 million
- 2017: USD **1,193** million

Patents protect Innovations

... and have a scientifically validated.

positive influence on a company's success.



Scientific confirmation

- 1) Tobin (1969); Wernerfelt u. Montgomery (1988); Lang und Stolz (1994); Bosworth u. Rogers (2001), Lee u. Grewal (2004); ...
- 2) Powell u. Dent-Micallef (1997); Spanos u. Lioukas (2001); Baum u. Wally (2003); Wiklund u. Shepherd (2003); Desarbo et al. (2005); ...
- 3) Penner-Han u. Shaver (1995); Baum u. Wally (2003); De Carolis (2003); Tanriverdi u. Venkatraman (2005) ; ...

... also of the ARIAD patent approach!



Prof. Dr. Houdou Basse Mama
ESCP Europe (Berlin Campus)

"Innovative efficiency and stock returns: Should we care about nonlinearity?" – Finance Research Letters (2017)



Close cooperation



ARIAD patent approach & data
... scientifically verified

5

... bis (98) [...] *application-date for the extension of the duration* [...]

From Patents to the Patent Equity Strategy

Leveraging Big Data to drive investment returns

PATENT LICENSE AGREEMENT

This patent license agreement (hereinafter referred to as the "AGREEMENT"), is made and entered into by and between :


..... a corporation existing and organized under the laws of
..... its principal place of business

..... is an actual or potential smart card competitor of LICENSOR
..... and on behalf of its AFFILIATED

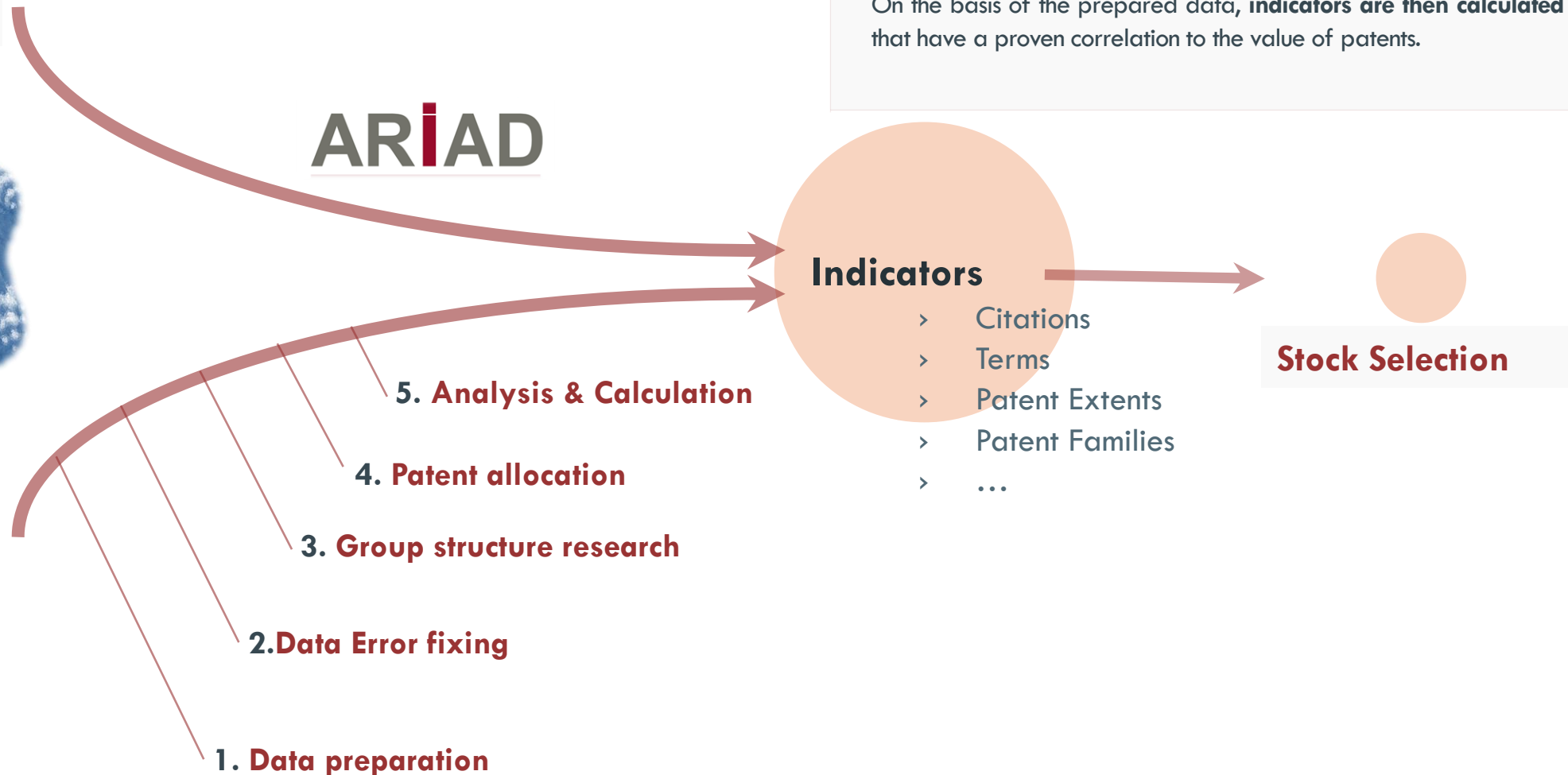
Making Patent Information usable

„Big Data“-Chaos

= Information-Overkill



ARIAD



From patent data to patent indicators

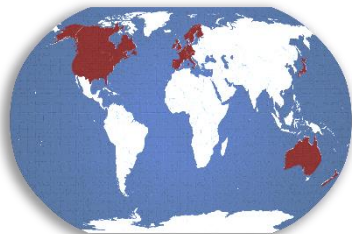
Using various complex **processes (1.-5.)** the patent information is made usable from a technical database point of view, prepared, cleaned and correctly assigned. Here, the **Group Structure Research** in particular is very time-consuming, since, for example, Siemens alone has more than 600 different subsidiaries with patents.

On the basis of the prepared data, **indicators are then calculated** that have a proven correlation to the value of patents.

The global ARIAD Patent-Universe

#1: Industrialized Countries

+according to the definition of MSCI
+ additional filter (freefloat, marketcap)



#2: Sectors with high patent activity



Utilities



Logistics



Raw Materials

#3: Patent portfolio-ranking

- ✓ Most innovative companies
- ✓ Mainly micro-, small- und midcap
- ✓ Focus: USA, Japan, Europe

Yearly
ranking

Quarterly
rebalancing

ARIAD Patent-Universe

Big-Data

>80,000,000 patent
data files

Patent indicators

- Citations
- Techn. breadth
- Patent families
- Durations
- ...



Ranking

- Quality of patent portfolios (current+historic)
- Adjusted for company size

ARIAD data processing

1. Researching subsidiaries
2. Patent allocation & data cleaning
3. Computation of patent indicators

#4: Selection process

- ✓ Investment in **about 100 companies** with highest ranking
- ✓ Consideration of **fundamental and technical data**
- ✓ **No orientation on any benchmark**



The Strategy at a Glance

- Companies with a **high-quality patent portfolio** receive investment. (mainly small/midcaps)
- Positive side effect: above-average number of **candidates for takeover** in the portfolio - before takeover offers are known on the market.
- Regionally, the investments concentrate on **USA** and **Japan/Pacific** alongside the main focus of **Europe**.
- The main focus of the selection process is the **systematic quality evaluation of the patent portfolio** using many scientifically validated indicators.
- The **selection of regions and sectors** is determined by the quality of the patent portfolio.
- **High degree of diversification.** (approx. 100 titles in the portfolio)
- **Items are held in the medium to long term.**
- Adaptation according to ranking
 - "Opportunistic" transactions possible during the year
 - No currency hedging

PATENT LICENSE AGREEMENT

This patent license agreement (hereinafter referred to as the "AGREEMENT"), is made and entered into by and between :
..... a corporation existing and organized under the laws of
..... company organized and existing under the laws, registered
and having its principal place of business
..... an actual or potential smart card competitor of LICENSOR
..... and on behalf of its AFFILIATED
..... the "Parties".



Results of the Strategy:
Outperformance, especially by small & mid cap stocks

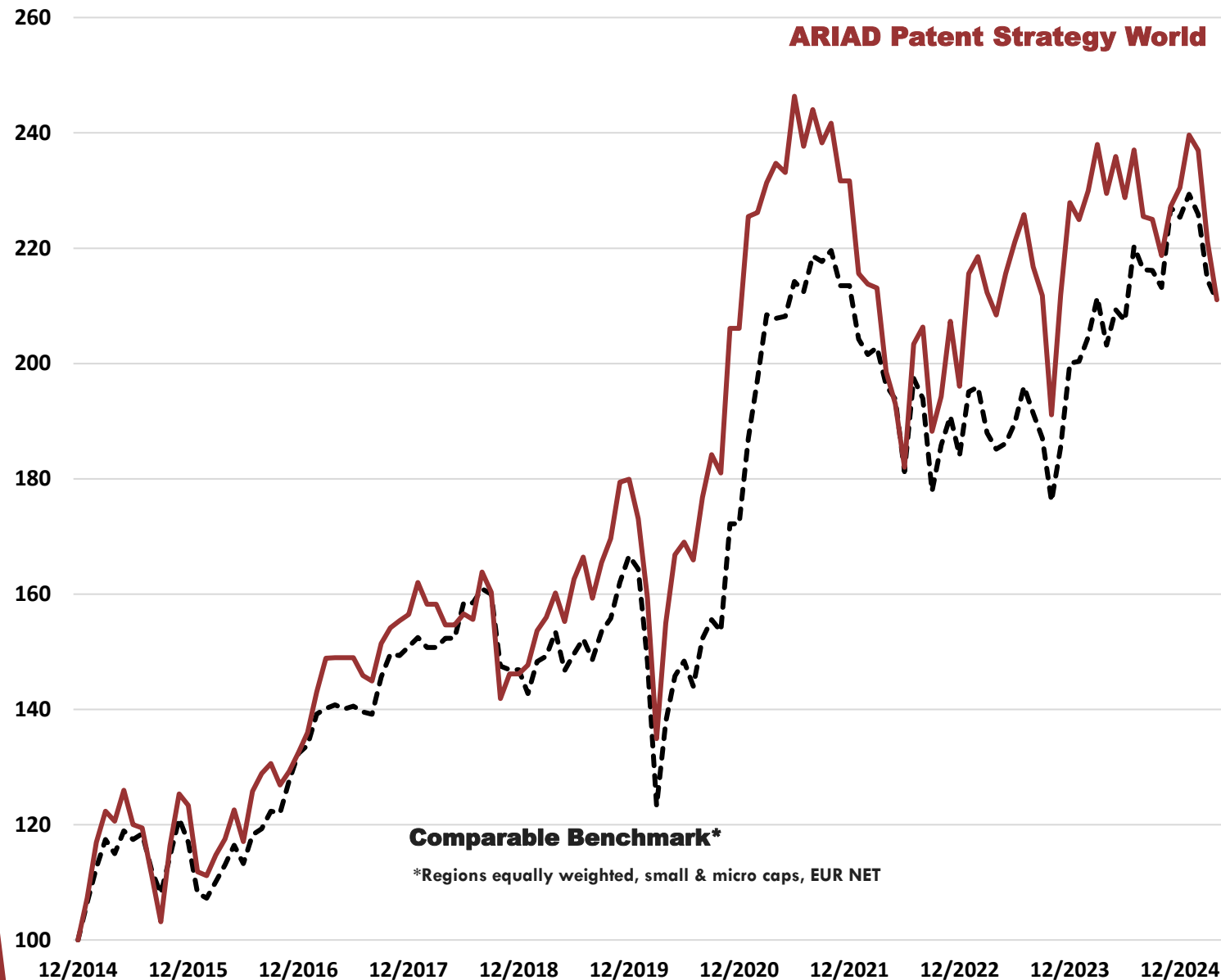
PATENT LICENSE AGREEMENT

This patent license agreement (hereinafter referred to as the "AGREEMENT"), is made and entered into by and between :

..... a corporation existing and organized under the laws of its principal place of business

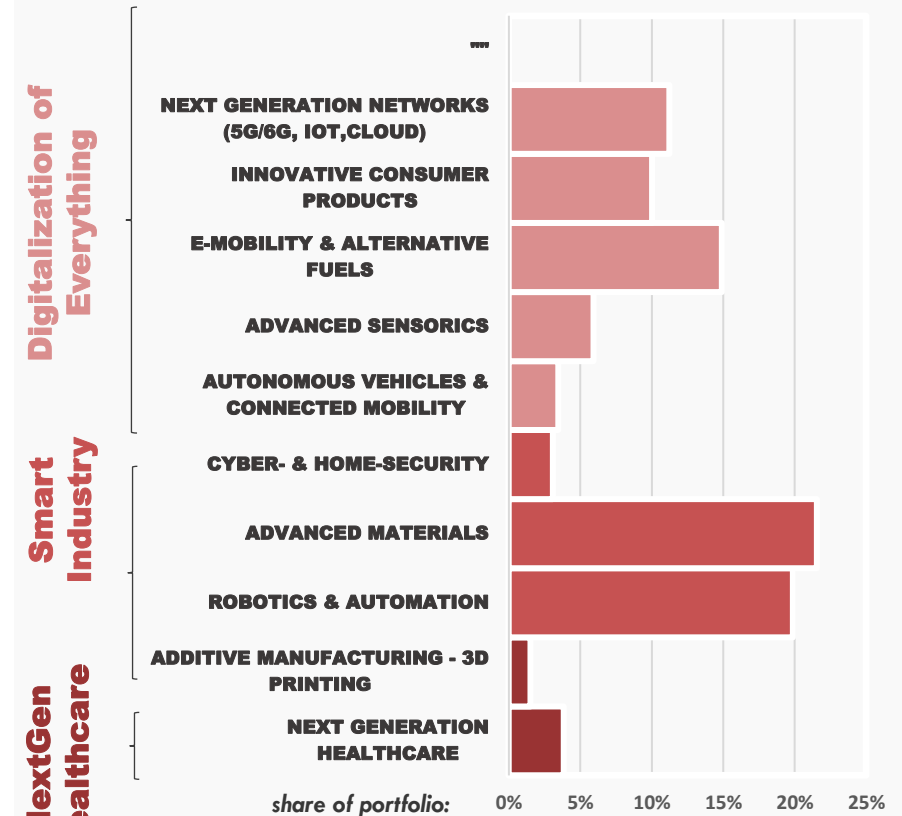
..... is an actual or potential smart card competitor of LICENSOR and on behalf of its AFFILIATED

Performance of the „World“ Patent Strategy: Multiple Track Records Prove the Added Value



Quelle: ARIAD - Updated 04/30/2025

TECHNOLOGY LEADERS IN MEGATRENDS IDENTIFIED BY PATENT DATA



Global Equities Small&Midcap

rank 1: 1-year performance

rank 2: 3-year performance

rank 2: 5-year performance

Awarded to the **Monega ARIAD Innovation R** that is based on ARIADs Patent Strategy


Further Information

The ARIAD Patent Equity Strategy :
has been fully implemented in a **mutual fund** since 2015:

Monega ARIAD Innovation (WKN 532102)

www.monega.de

As an institutional investor you can **register for a monthly update**
on the strategy at www.ariad.de .



Contact Information

ARIAD Asset Management GmbH
Esplanade 40
20354 Hamburg

Telefon: +49 40 180 301 20
FAX: +49 40 180 301 22
www.ariad.de

Copyright ARIAD Asset Management GmbH, 2002-23. All rights reserved.

ARIAD Asset Management (“ARIAD”) is not an accounting firm and is not authorised to advise directly on accounting and cannot give accounting advice. The information and material presented in this document are provided to you for information purposes only and are not to be used or considered neither as advice nor as an offer to enter into any transaction. This document may not be reproduced in whole or in part or made available without the written consent of ARIAD. The distribution of this information may be restricted by local law or regulation in certain jurisdictions.

All information and opinions presented in this document have been obtained or derived from sources believed by ARIAD to be reliable, but ARIAD makes no representation as to their accuracy or completeness and ARIAD accepts no liability for loss arising from the use of the material presented in this document unless such liability arises under specific statutes or regulations. This document is not to be relied upon in substitution for the exercise of independent judgment and for consultation of an external accounting firm.

This material is provided to you by ARIAD solely for informational purposes, is intended for your use only and does not constitute an offer or commitment, a solicitation of an offer or commitment, or any advice or recommendation, to enter into or conclude any transaction (whether on the indicative terms shown or otherwise).

This material has been prepared by ARIAD based on assumptions and parameters determined by it in good faith. The assumptions and parameters used are not the only ones that might reasonably have been selected and therefore no guarantee is given as to the accuracy, completeness or reasonableness of any such quotations, disclosure or analyses. A variety of other or additional assumptions or parameters, or other market factors and other considerations, could result in different contemporaneous good faith analyses or assessment of the transaction described above. Past performance should not be taken as an indication or guarantee of future performance, and no representation or warranty, express or implied, is made regarding future performance. Opinions and estimates may be changed without notice. The information set forth above has been obtained from or based upon sources believed by ARIAD to be reliable, but ARIAD does not represent or warrant its accuracy or completeness. This material does not purport to contain all of the information that an interested party may desire. In all cases, interested parties should conduct their own investigation and analysis of the transaction(s) described in these materials and of the data set forth in them. Each person receiving these materials should make an independent assessment of the merits of pursuing a transaction described in these materials and should consult their own professional advisors.